

ASSEMBLY INSTRUCTIONS


LOBO - PREMIUM FORMAT™ FIGURE

ATTENTION: PLEASE USE CAUTION DURING ASSEMBLY

FOR FURTHER ASSISTANCE:

CALL US (WITHIN U.S.): 1-855-SIDESHOW

CALL US (OUTSIDE U.S.): 1-805-214-2157




STEP 1: A

STEP 1: Put my killer bod on the base. And watch your hands!



STEP 2: A

STEP 2: If you don't know how to put a belt on, slide one side of the buckle through the loop on the holster.



STEP 2: B



STEP 3: A

STEP 3: Slide the small disk through the hole, make sure it's secure, and you've got yourself a belt!



STEP 3: B




STEP 4: A



STEP 4: B



STEP 4: C



STEP 4: D



STEP 4: E

STEP 4: Place the pouches anywhere that tickles you. I can take it. There's five total, so get creative...



STEP 5: A

STEP 5: Put my big friggin' gun in my big friggin' hand.



STEP 5: B



STEP 6: A

STEP 6: Don't forget my swag!



STEP 7: A

STEP 7: Choose what handsome mug you want to swoon at.



STEP 7: B



SIDESHOW

SIDESHOW.COM/Instructions



ASSEMBLY INSTRUCTIONS

LOBO - PREMIUM FORMAT™ FIGURE

ATTENTION: PLEASE USE CAUTION DURING ASSEMBLY

FOR FURTHER ASSISTANCE:

CALL US (WITHIN U.S.): 1-855-SIDESHOW


CALL US (OUTSIDE U.S.): 1-805-214-2157



STEP 8: A



STEP 8: B



STEP 8: C



STEP 8: D



STEP 8: E

STEP 8: Find the loop at the end of the chain and place it around my giant chiseled forearm. Now wrap that bad boy around carefully. Attach the pin at the end of the chain into the bottom of the sick sickle. Now take that hand and attach that bad boy.



STEP 9: A



STEP 10: A



STEP 10: B

STEP 9: Place the last poor soul who sassed me by my friggin' boot.

STEP 10: Lucky enough to score an Exclusive? Plug that flaming mess in at my wrist!



STEP 11: A




STEP 11: Attach my sickle by the pin.

BONUS FEATURE:

Everyone needs a bestie! Take off that skull and swap it with the Dawg. Don't have Dawg? Order it now! (Psst...he's sold separately and house broken)

<http://sideshow.com/dawg>



STEP 12: A



STEP 12: B

STEP 12: Sit back, relax and enjoy your fraggin' sweet statue.



SIDESHOW

SIDESHOW.COM/Instructions

